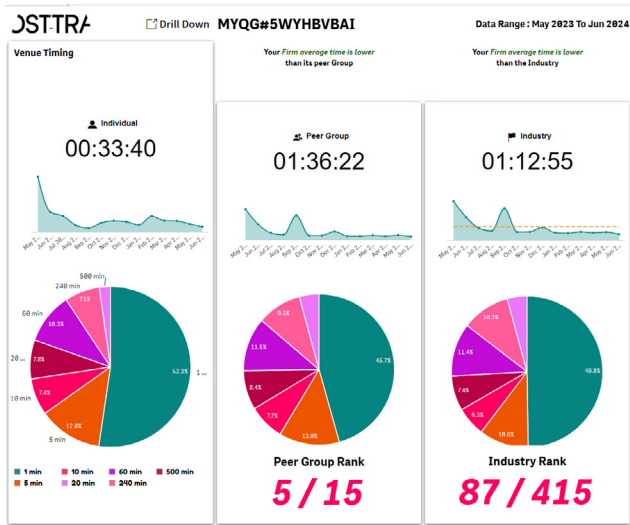


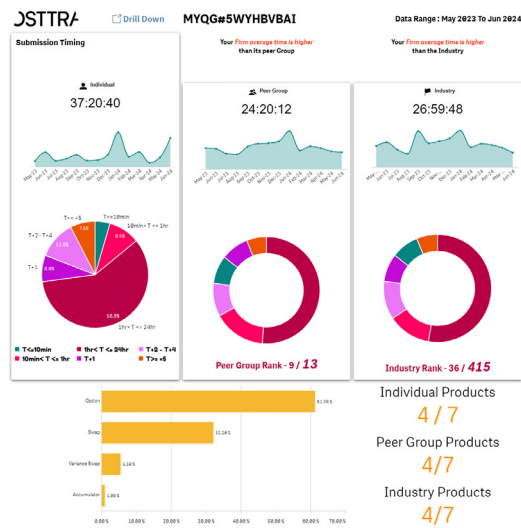
Operational Performance Metrics

A strategic view of your Rates, Equity and Credit metrics.

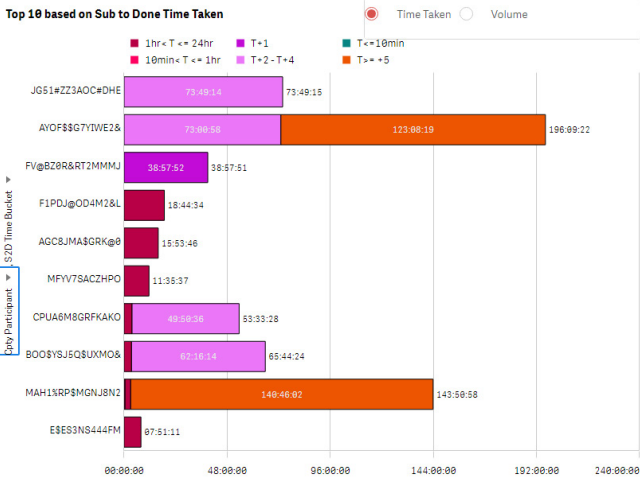
Operational Performance Metrics provide a view of MarkitWire and TradeServ data, showcasing anonymised peer-to-peer and industry benchmarks around timing and operational metrics in a series of dynamic dashboards.



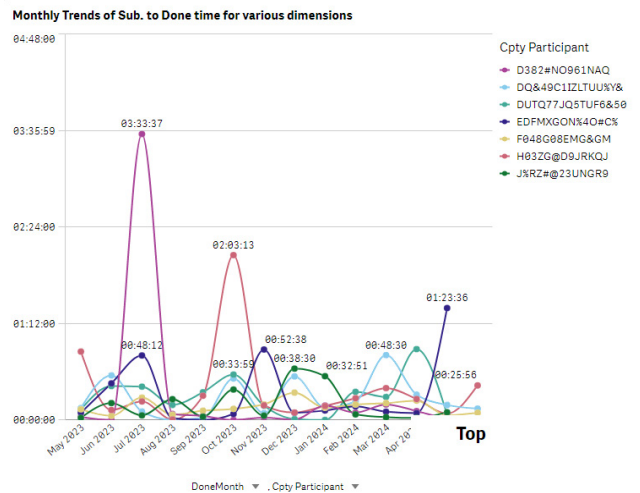
Dashboard highlighting individual, peer and industry rankings with average venue timing for comparison



Dashboard highlighting individual, peer and industry rankings with average submission times for comparison



Top 10 counterparty participants' average submission time by time taken/volume



Month to month comparison of top participants' average submission time

Operational Performance Metrics

Benefits

- **Comprehensive**

View Rates, Equity & Credit metrics across legal entities, products and counterparties in one place.

- **Benchmarked Against Your Peers**

See your operational metrics benchmarked against industry peers to optimise your performance.

- **Easy Access**

Utilise your existing DMS user accounts for a simple and convenient onboarding process.

- **Centralised**

You and your counterparties will have a centralised view of your shared performance metrics.

- **On-demand Custom Analytics**

Customise your data in a way that makes sense for you and your firm.

- **Asset Class-Specific**

View your peer and industry rankings per asset class to help improve STP efficiency for that asset class.

Operational Performance Metrics In Numbers



500+ Firms across Rates, Equity and Credit for benchmarking



50% Equity trades unconfirmed on T+1



80+ Customisable data fields



67% Rates trades confirmed in under 10 minutes



Services can be used individually or across rates, equity and credit to provide fully interactive metrics for an individual asset class or across your portfolios on MarkitWire and TradeServ.

For more information, please email info@osttra.com or contact your account manager.

The information in this presentation is confidential. Any unauthorised use, without the express permission of OSTTRA or any of its affiliates ("OSTTRA"), is prohibited. All logos and trademarks contained on this presentation are and remain the property of their respective owners. OSTTRA makes no warranty, express or implied, as to the accuracy, timeliness or completeness of the information, or as to the results to be attained by you or others from its use and shall not be in any way liable to recipient for any inaccuracies or omissions. You hereby acknowledge that you have not relied upon any warranty, guaranty or representation made by OSTTRA. The information herein is not, and should not be construed as, an offer or solicitation to sell or buy any product, investment, security or any other financial instrument or to participate in any particular trading strategy. Without limiting the foregoing, OSTTRA shall have no liability whatsoever to any recipient, whether in contract, in tort (including negligence, under warranty, under statute or otherwise, in respect of any loss or damage suffered by any recipient as a result of or in connection with any information provided, or any course of action determined, by it or any third party, whether or not based on any information provided. Your sole remedy for dissatisfaction with the information herein is to stop using it and this limitation of relief is a part of the bargain between the parties. You agree to indemnify, defend and hold harmless OSTTRA from and against any claim, action or demand, including, without limitation, reasonable legal fees, made by any third party against OSTTRA due to or arising out of your use of the information. Copyright

© 2024 OSTTRA Group Ltd. All rights reserved.